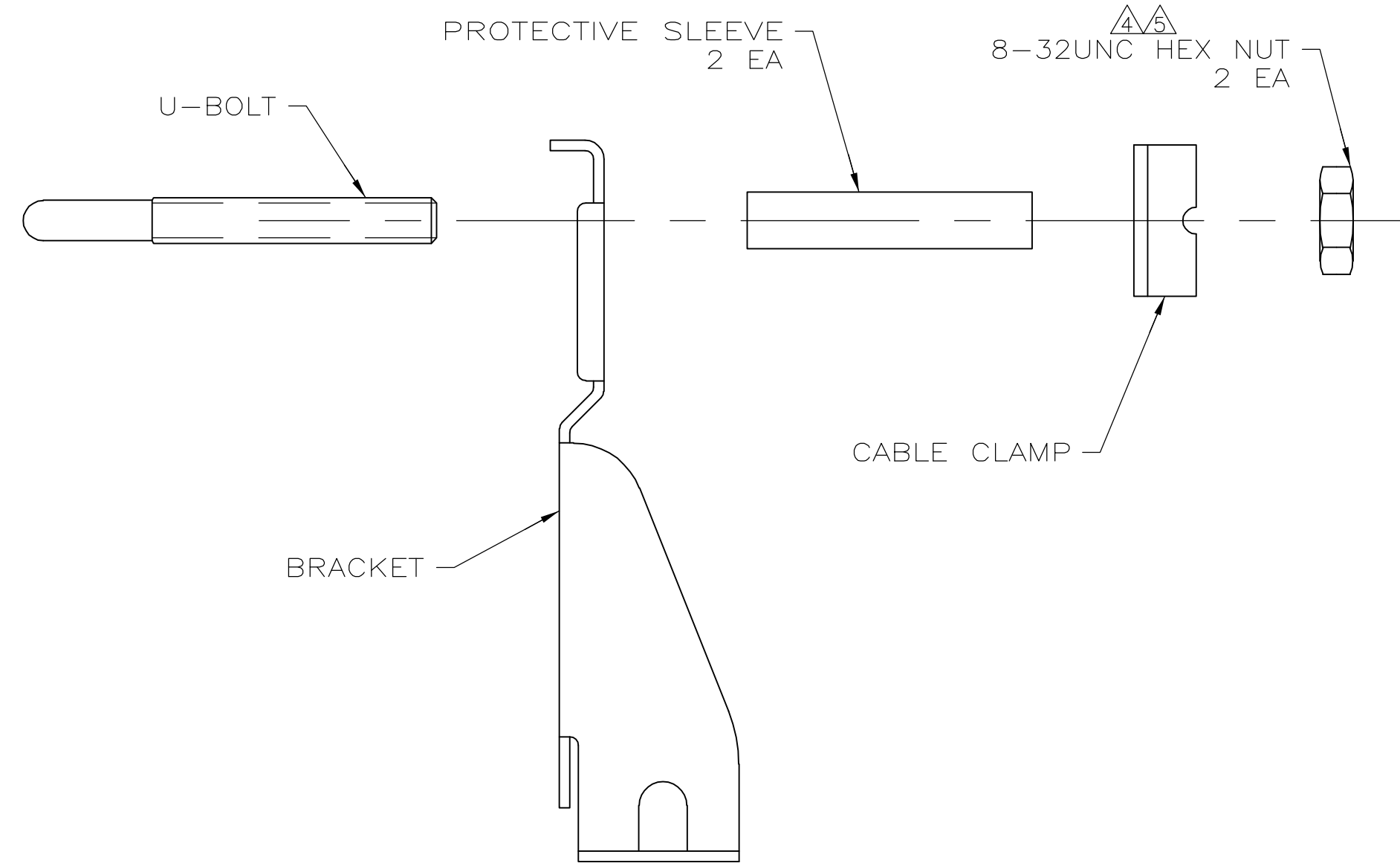
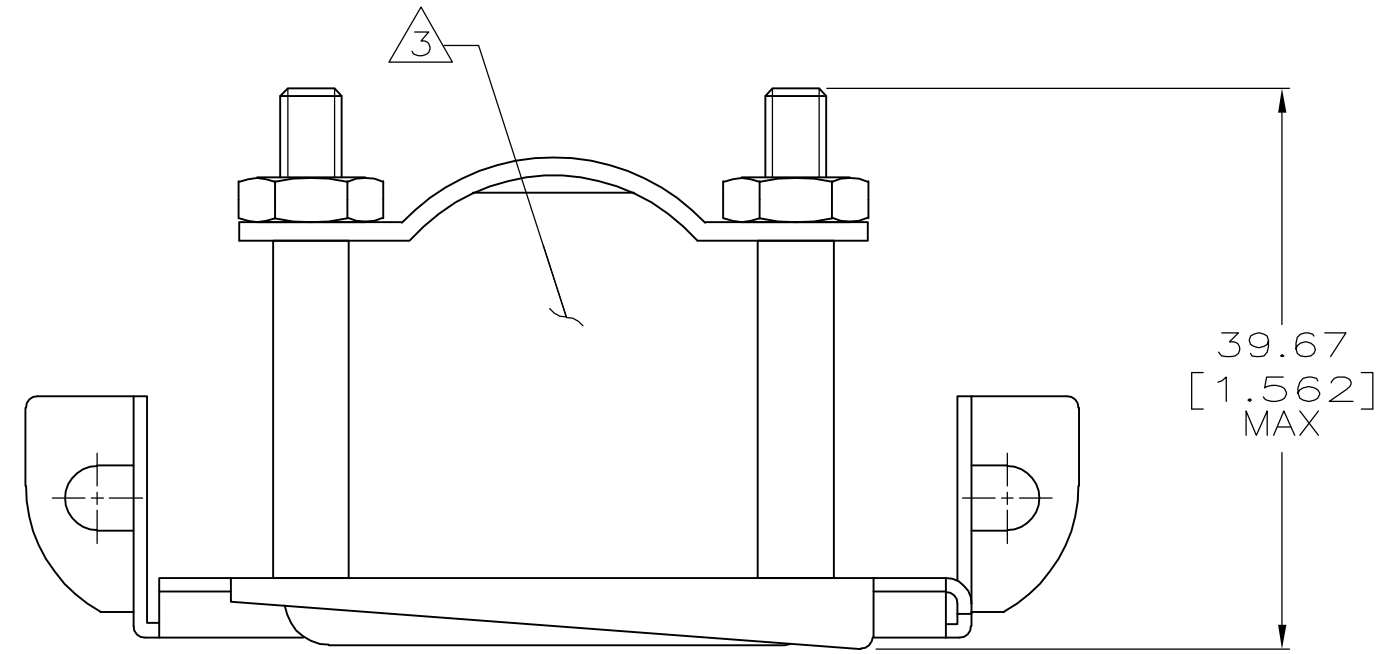
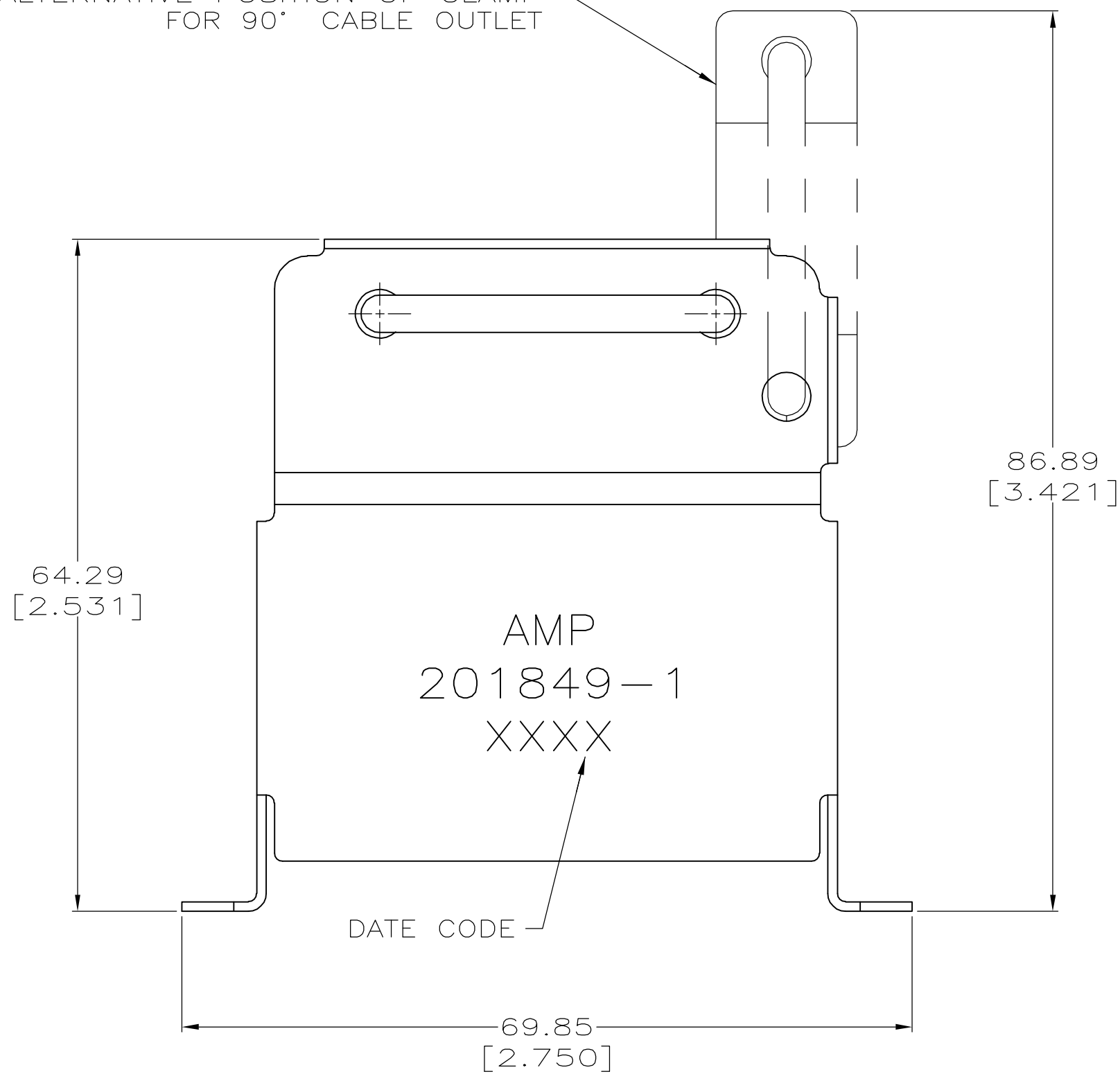


THIS DRAWING IS UNPUBLISHED. RELEASED FOR PUBLICATION  
 © COPYRIGHT BY TYCO ELECTRONICS CORPORATION. ALL RIGHTS RESERVED.

LOC		DIST		REVISIONS			
P	LTR	DESCRIPTION		DATE	DWN	APVD	
FT	0	E1		REVISED PER ECO-05-4934	7/22/05	SS	GS



ALTERNATIVE POSITION OF CLAMP FOR 90° CABLE OUTLET



ASSEMBLED VIEW

- BRACKET, CABLE CLAMP & HEX NUTS: CARBON STEEL.  
U-BOLT: STAINLESS STEEL.  
PROTECTIVE SLEEVES: POLYVINYL CHLORIDE.
  - BRACKET & CABLE CLAMP: 5.08um[.000200] MIN NICKEL PLATE.  
U-BOLT: PASSIVATED.
  - 709.68 SQ mm [1.100 SQ IN] MAX CLAMP AREA.
- ⚠️ ZINC PLATE PER ASTM-B-633.  
 ⚠️ ZINC PLATED WITH NON-HEXAVALENT CHROMIUM.

⚠️	201849-3
⚠️	201849-1
NUT FINISH	PART NUMBER

THIS DRAWING IS A CONTROLLED DOCUMENT.		DWN C.REIFSNYDER 23 OCT 95	Tyco Electronics Corporation Harrisburg, Pa 17105-3608	
DIMENSIONS: mm [INCHES]		CHK R.STONE 25 OCT 95	NAME G.A.STEINHAUER	
TOLERANCES UNLESS OTHERWISE SPECIFIED:		APVD G.A.STEINHAUER 05 NOV 95	PRODUCT SPEC	
0 PLC ± -		APPLICATION SPEC		
1 PLC ± -		WEIGHT -		
2 PLC ± 0.38[.015]		SIZE A2		
3 PLC ± -		CAGE CODE 00779		
4 PLC ± -		DRAWING NO C=201849		
ANGLES ± -		RESTRICTED TO -		
FINISH -		SCALE 2:1		
MATERIAL -		SHEET 1 OF 1		
		REV E1		